


SCHU'S



Dave Schumann, General Manager
Customer Relations Group

Welcome to December! By the time you read this article it will be December and Airstream will have just finished up another Louisville Dealer Show. We are anxious to see how some of our new floor plans will be received by the dealers and ultimately by all the fellow Airstreamers. Then we will be putting plans together to support the various dealer shows that will be kicking off the first of the year. Also plans are in the works for supporting the Florida State Rally in February.


I have a few things to share with you this month and I also want to wish everyone "Happy Holidays".

What's new?


Bargman LED Upgrade Kit—Backup lens module with bulb socket plug. You can now complete your LED upgrade for your 1994 and newer Classic trailers that have the incandescent back-up light. It installs as easily as the stop-turn and taillight upgrade.

Airstream Part Number 84414W

New LED back-up Light with chrome edge



Old Incandescent light



360 Siphon by 360 Products Inc. Designed to Eliminate RV Tank Fumes


Are you currently having a problem with odors in your RV that you believe are coming from your gray or black tanks? You may want to try this new fume extractor by 360 Products Inc.

The non-mechanical 360 Siphon fume extractor from 360 Products Inc. is designed to draw fumes from RV holding tanks, restrict down drafts and eliminate odors. Available in a roof-top or stack mount, the vent fits directly on 2-, 3- and 4-inch PCV pipe. Featuring a built-in bug screen, the vent stands 2 1/2 inches high, is UV resistant, and operates with air movement as little as 3 mph.

For more information: 866/467-8360; www.360products.com.

New "360 Siphon" Vent

Airstream Part Number 27912W



Current Vent Cap



The "360 Siphon" will work on 1994 and newer Airstream trailers. It can be used on the Interstate vans as well as most non"Classic Motorhomes" with a flat roof.

These vents are available online through our Airstream store.

www.airstream.com

Refrigerator Odor

I have just returned from a trip and want to shut down my refrigerator. How can I prevent mildew and odors from building up inside my refrigerator/freezer?

First defrost the refrigerator; then wash inside with a warm water solution of mild detergent or baking soda; rinse; wipe dry as soon as possible. Now get your local newspaper and pull out a section (I like to use the sports section) and put one page on each shelf, including the freezer compartment. Once this has been completed close the doors. Before turning your refrigerator on prior to your next trip just remove the papers.

It will be dry and odor free.

Also newspaper is great for laying over damp spots in carpet to absorb moisture.

Crumpled up newspaper placed inside shoes and boots will also help absorb moisture and eliminate odors.

35th Florida State Rally February 20 through 24th 2008

Sarasota, Florida

I hope to see everyone at the Rally, Airstream will have service technicians as well as a parts store available at the Rally. If you have a special part you would like us to bring along with us to the Rally, please contact Kim Britt in Airstream Parts at 937-596-6111 and place your request.

Shrewd

Jim: "I finally figured out how to beat getting parking tickets."

John: "Really. Tell me your secret."

Jim: "I removed my windshield wipers."

Interesting

The best way to convince a fool that he is wrong is to let him have his own way.

Have a great day and we will see you on down the road!

*If you have a topic for this column, please send your suggestions to:
Dave Schumann, Airstream, Inc., 419 W. Pike Street, Jackson Center, OH 45334*

If your topic is published, you will receive a "Schu's News" t-shirt!

AIRSTREAM DEALER UPDATE

Deleted Dealer

American RV & Marine
8805 N. Desert Blvd.
Anthony, TX 79821
Ph. 915-298-5400